

## STANDARD COLORS

Due to limitations in the printing process, please request actual color chips for accurate color viewing.



BUCKSKIN



PARCHMENT



ALMOND



AGED BRONZE



SHASTA WHITE




FOREST GREEN




PATINA GREEN



SIERRA TAN



MEDIUM BRONZE



CHARCOAL GREY



HEMLOCK GREEN




BRISTOL BLUE



TERRA-COTTA



DARK BRONZE



ZINC GREY




HARTFORD GREEN



ROYAL BLUE



COLONIAL RED



COPPER BROWN



MATTE BLACK



TEAL GREEN



BURGUNDY



DEEP RED

## PREMIUM COLORS

Berridge premium colors require a nominal surcharge.



NATURAL WHITE



AWARD BLUE



CHAMPAGNE



COPPER-COTE™



ANTIQUÉ  
COPPER-COTE

## METALLIC COLORS

Berridge metallic colors are premium finishes which require a nominal surcharge. Due to limitations in the printing process, please request actual color chips for accurate color viewing.



ZINC-COTE™



LEAD-COTE™



PREWEATHERED  
GALVALUME®

## NATURAL METAL FINISH

Berridge Acrylic-Coated Galvalume® is a coated sheet product that combines the corrosion resistance of GALVALUME® steel sheet with a clear, organic resin applied to the top side and bottom side of GALVALUME® substrate.



ACRYLIC-COATED  
GALVALUME®



All colors except Award Blue comply with LEED® v3 & Energy Star requirements for roof slopes greater than 2:12.  
Almond complies with LEED® v3 requirements for low slopes.  
Natural White complies with LEED® v3 & Energy Star requirements for low slopes.